

Quick Ship Offering





TABLE OF CONTENTS

Craftsman	1
Decorative Glass	
Azur	2
Edge	2
Transit	2
Adelaide	3
Lexington	3
Artisan	4
Textured Glass	
Narrow Reed	5
Sandblast	5
Chord	6
Glass Options	
Clear Glass	6
Mini Blinds & Vents	7
Steel Door Panels	8
Advantage Patio Door	9

Homes come in every shape, size and design. So, whether your home is old or new, big or small, Contemporary or Colonial, finding a glass style that compliments what you have is important.

Our designers understand this. They have created designs that are simple to intricate, clear to obscure. This is where solid metals, textured and beveled glass come together to create true works of art. Everyone is different and so are our designs.

Let us help you create a front entrance that will be the focal point of your home and a true reflection of your taste and style. So now, it's your time to choose.

CRAFTSMAN. SERIES

AUTHENTIC ARCHITECTURAL DETAIL



HFT / Craftsman. Series Fir Textured

6'8"							
	3P						
Opaque	•						
6'8"							
	22x15.75	22x15.75	22x15.75	22x15.75	22x15.75	7x64	7x15.75



HGS / Craftsman. Series Smooth



Craftsman. Series Fir Textured with 22x15.75 Clear Glass



Craftsman. Series Smooth with 22x15.75 Clear Glass & Internal Grid 6-Lite Frame



PRIVACY RATING



Note: All doors are shown with optional dentil shelf.

Decorative Glass

Azur. Glass



2 Panel Square with 22x36 Glass

Edge. Glass



2 Panel Square with 22x36 Glass

Transit. Glass

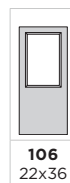


2 Panel Square with 22x36 Glass

PRIVACY RATING



SIZE AVAILABILITY





Adelaide. Glass

AB ANTIQUE BLACK CAMING



Clear Bevels | Sable Bevel | 3/8" Caming | Sable Bevels

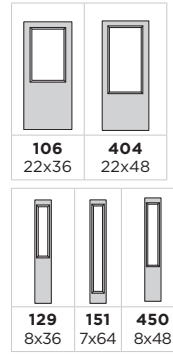


Hollister.
with 22x48 Glass / 8x48 Sidelite

PRIVACY RATING



SIZE AVAILABILITY



Lexington. Glass

AB ANTIQUE BLACK CAMING



Drawn Glass | Clear Bevels | Grey Ripple | Clear Ripple

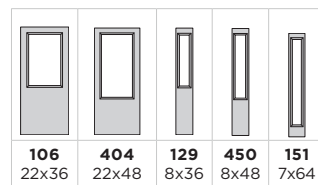


3 Panel Square with
22x36 Glass / 1 Panel Sidelite 8x36

PRIVACY RATING



SIZE AVAILABILITY



Decorative Glass

Artisan. Glass

366 - AB ANTIQUE BLACK CAMING



Clear Beveled Glass
Narrow Reed Glass
Antique Black Caming
Granite Glass

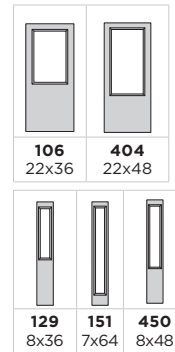


2 Panel Square with
22x36 Glass / 8x36 Sidelite


PRIVACY RATING



SIZE AVAILABILITY



Textured Glass



Textures

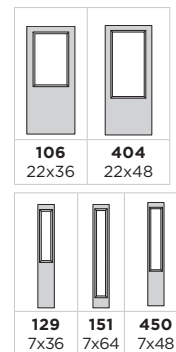


3/4 2-Panel Steel with Sandblast
22x48 Glass / Sidelite 8x48

PRIVACY RATING



SIZE AVAILABILITY





Narrow Reed. Glass

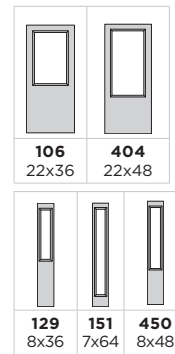


6 Panel Door
with 22x36 Glass

PRIVACY RATING




SIZE AVAILABILITY



Sandblast. Glass

269 - SC SILKSCREEN

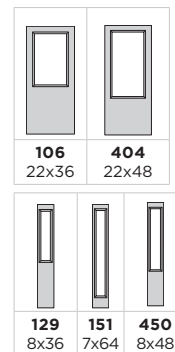


6 Panel Door
with 22x36 Glass

PRIVACY RATING



SIZE AVAILABILITY



Textured & Clear Glass

Chord. Glass

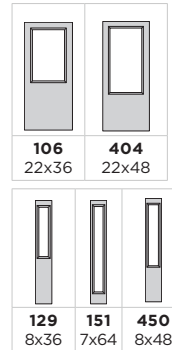


Hollister,
with 22x48 Glass

PRIVACY RATING



SIZE AVAILABILITY




Grids & Clear Glass

010 - CLEAR GLASS



Internal Grid Clear Glass

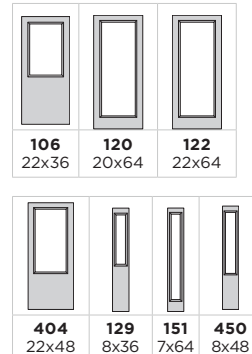


3 Panel Square with 22x48 Glass
and 12 Lite Internal Grid

PRIVACY RATING




SIZE AVAILABILITY





Mini Blinds & Vents

01RL- RAISE & LOWER BLINDS



6 Panel with
22x36 Vent lite and 12 Lite Grid

VENT LITES SIZE AVAILABILITY

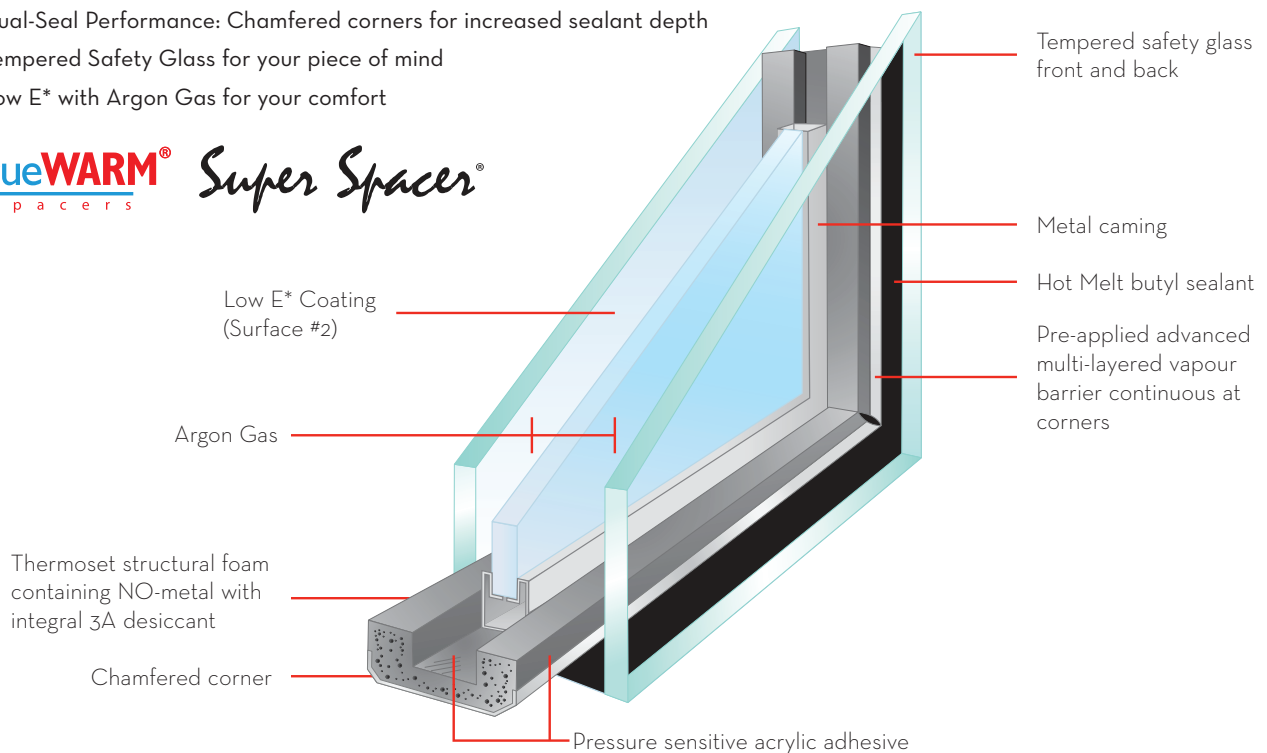
22x36	22x36	22x64	22x64	22x48	22x48

MINI BLINDS SIZE AVAILABILITY


B106 22x36	B120 20x64	B122 22x64	B404 22x48

PERFORMANCE FEATURES

- Warm-Edge Benefits: Superior silicone foam insulation, low thermal conductivity
- Silicone Foam Features: Excellent UV resistance and extreme temperature performance
- Dual-Seal Performance: Chamfered corners for increased sealant depth
- Tempered Safety Glass for your piece of mind
- Low E* with Argon Gas for your comfort



Steel Panel Doors



High-Definition Steel
Flush



High-Definition Steel
2 Panel



High-Definition Steel
2 Panel Hollister.



High-Definition Steel
2 Panel Camber Top



High-Definition Steel
2 Panel Camber Top Plank



High-Definition Steel
3 Panel Urban



High-Definition Steel
3 Panel Craftsman Urban




High-Definition Steel
4 Panel Blank Top




High-Definition Steel
4 Panel Urban



High-Definition Steel
6 Panel



High-Definition Steel
Euroline 6



High-Definition Steel
Euroline 8



High-Definition Steel
Flush Sidelite



High-Definition Steel
Reversible 2-Panel Sidelite



High-Definition Steel
Urban Craftsman Cut Out Sidelite



High-Definition Steel
Urban Cut Out Sidelite

Advantage Patio Door

THE STURDIEST

- ▶ All PVC 5 5/8" heavy duty mechanical frame system
- ▶ for optimum strength
- ▶ Plain stiles and interlocks are steel reinforced
- ▶ for additional rigidity
- ▶ Extruded aluminum screen frame with fiberglass mesh
- ▶ contributes to the durability of the screen door

THE SMOOTHEST OPERATION

- ▶ Adjustable nylon tandem panel rollers
- ▶ Precision ball bearing system providing years of continuous
- ▶ smooth gliding operation

GREAT ENERGY EFFICIENCY

- ▶ All PVC multi-chambered profile frame system
- ▶ Full length dual weather stripping in all jamb and sash
- ▶ components for optimum seal
- ▶ Full length bulb seal in operating jamb side for increased
- ▶ air-tightness
- ▶ 1" insulated glass units for great thermal performance
- ▶ High performance sill design for superior water resistance
- ▶ and drainage

EASY MAINTENANCE

- ▶ PVC requires minimum maintenance and the aluminum is
- ▶ anodized to prevent corrosion
- ▶ Standard jamb pocket cover on the interior fixed side for a clean finish

SUPERIOR PROTECTION

- ▶ Lower risk of break-ins thanks to a durable high quality
- ▶ twin-point lock
- ▶ Can also be added for your added security:
- ▶ exterior key lock, foot lock, head lock and security bar

PERFORMANCE (CANADA)

The Advantage patio door meets the following standards

- ▶ CGSB-82.1-M89
- ▶ AAMA/WDMA/CSA 101./1.S.2/A440
- ▶ Size tested: 71" x 81 1/8" OX/XO



WARRANTY

The Advantage patio door is delivered with

- ▶ a limited warranty:
- ▶ 20 years on PVC
- ▶ 30 years on seal failure of glass
- ▶ 1 year on operation

Internal mini-blinds:

- ▶ 10 years on blind operation
- ▶ 10 years on seal failure of glass



Extreme Windows and Entrance
80 Loftus Street
Moncton, NB E1E-2N2
www.extremedoors.ca

Authorized Dealer